



20 Series 2-Piece Body Design

Full Bore

Sizes 1/4" - 3"

1000 WOG

Available in SS316 body only

Threaded End

Investment Casting

Compact Design

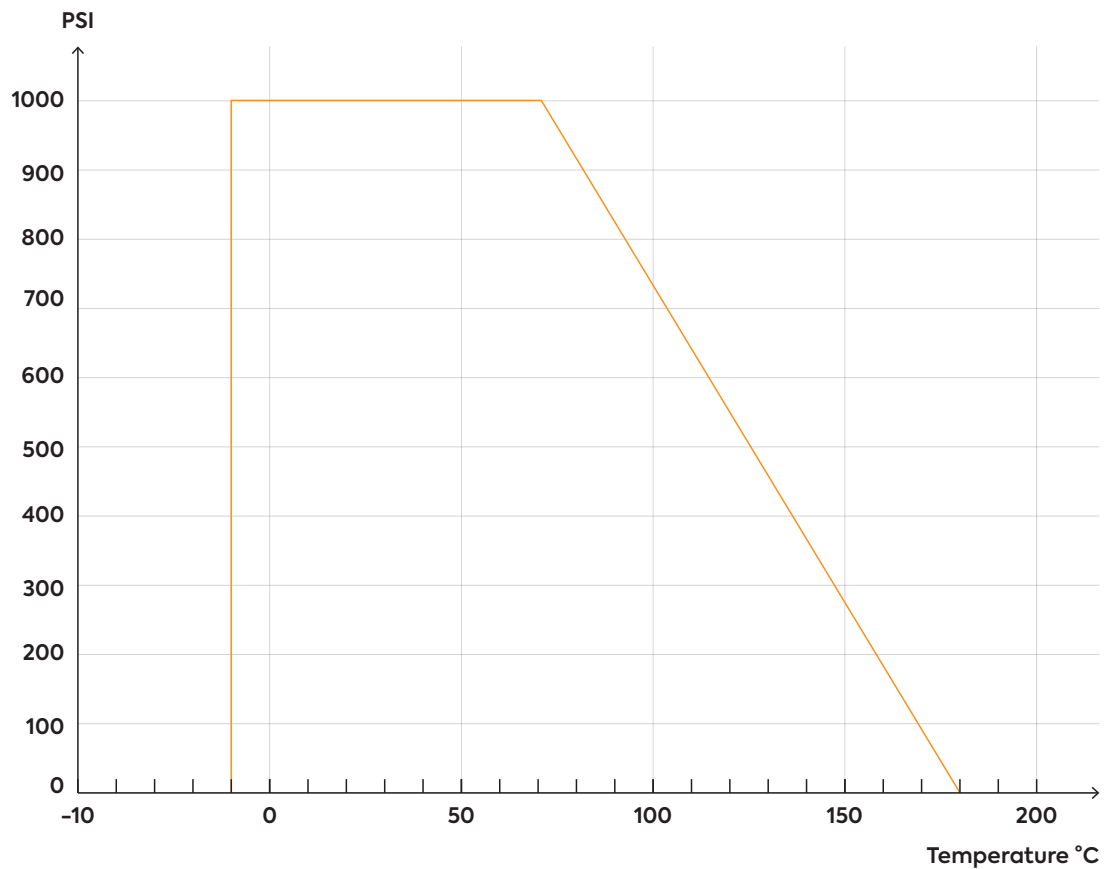
Blowout-Proof Stem

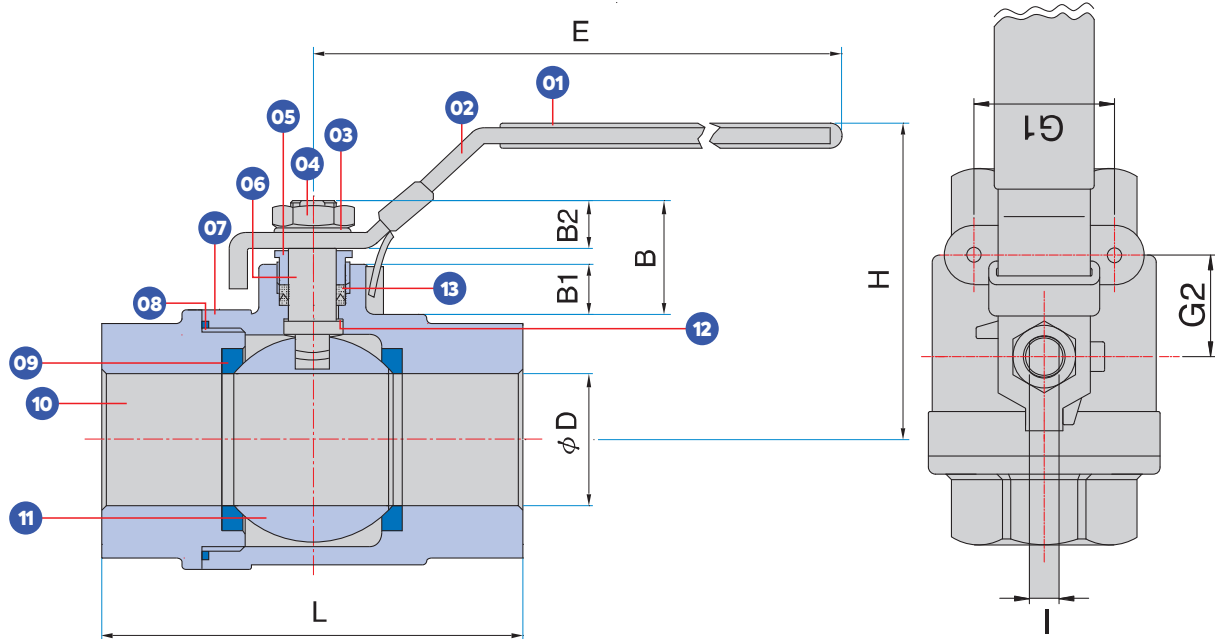
Standard Seat:
PTFE (max. 180°C)

Lockable Handle

ValveWerkz 20 series ball valves feature a high quality investment casting body and ends. They are available 1/4" - 3" threaded.

Pressure / Temperature Ratings





Part Name	Material
1. Handle Sleeve	VINYL
2. Handle	SUS304
3. Washer	SUS304
4. Stem Nut	SUS304
5. Gland Nut	SUS304
6. Stem	SUS304
7. Body	SUS316

Part Name	Material
8. Body Seal	PTFE
9. Seat	TFM1600
10. End Cap	SUS316
11. Ball	SUS316
12. Stem Seal	PTFE
13. Stem Packing	PTFE

Dimensions(mm)

Size(Inch)	B	B1	B2	ØD	E	H	I	L	G1	G2	CV	Weight(kg)
¼"	23.5	8.3	11	11.6	108	54	5	55.2	28	12.7	7	0.26
⅜"	23.5	8.3	11	12.5	108	54	5	55.2	28	12.7	8	0.26
½"	24.7	9.8	11	15	133	55	6.3	65.3	28	12.7	25	0.41
¾"	25.5	10.7	11	20	133	59	6.3	75.5	35	22.4	50	0.56
1"	30.4	11.6	14.8	25	153	70	8	88.7	35	22.4	80	0.90
1 ¼"	29.7	11.1	14.8	32	153	75	8	101.4	38.1	25.4	150	1.34
1 ½"	33	12	16	38	190	84	9.5	109.3	38.1	25.4	240	1.94
2"	30.7	9	16	50	190	92	9.5	124	38.1	25.4	460	3.00
2 ½"	48.5	15.7	23	65	247	128	12	159.3	55	35	820	6.70
3"	47.5	14	23	80	247	137	12	175.3	55	35	1250	9.06

The information provided in this document is intended for informational purposes only and is subject to change without notice.

REQUEST FOR QUOTE



STEP 1

Find the model series



STEP 2

Define the specification/ valve code



STEP 3

Fill up ordering sheet (back of the brochure) or Scan the QR code below



STEP 4

Submit your order via our website or contact your local partner

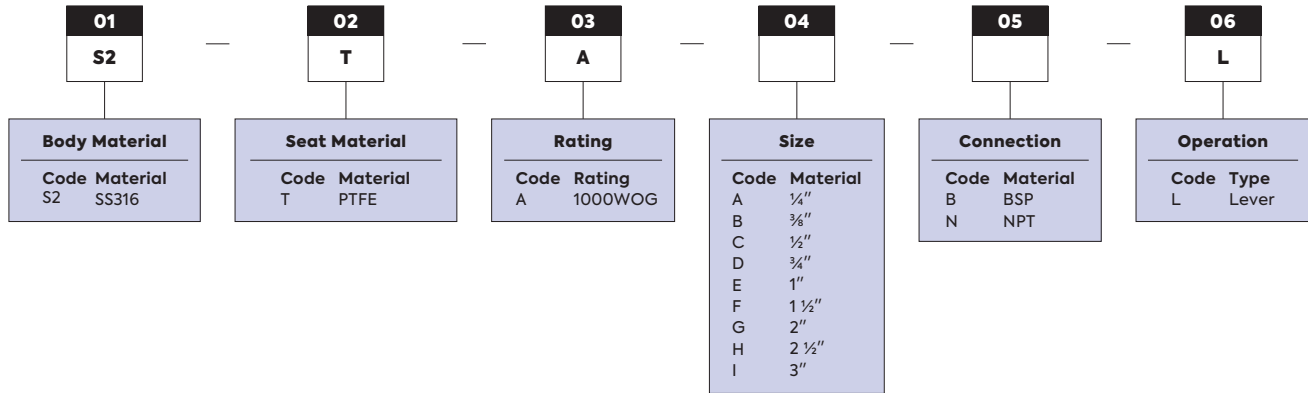


STEP 5

Prepare for confirmation and delivery

*For further assistance with placing your order, please contact your local partner. A sales engineer will be assigned to assist you.

Valve Coding Sheet 20 Series



Your Valve Ordering Code:



Example:

20 Series – S2TABBL.
SS316 Material. PTFE Seat. Pressure Rating of 1000WOG, ⅜ inch size. Connection Type of BSPT – Tapered. Lever Operating type.

*For special material or customisation, please refer to our sales engineer.



SCAN FOR ONLINE ORDERING FORM

Tel: +65 6909 1221
Email: enquiry@valvewerkz.com
Website: www.valvewerkz.com